



THREAD AND PROFILE ROLLING MACHINES TOOLS


Professional Partner for Cold Forming



ROLLWALZTECHNIK
ABELE + HÖLTICH GMBH

CONTENTS

- 05 > Professional Partner for Cold Forming
- 09 > Universal Thread and Profile Rolling Machines
- 13 > CNC and CNC/AC Machines
- 17 > Symmetrical Machines
- 20 > MDS – Flexible Rolling System
- 22 > “Walzblock”
- 27 > Tools
- 31 > Further Product Range
- 33 > Special Machines
- 34 > Rolling Technology: From the Hegau area into the whole world
- 36 > Milestones



PROFESSIONAL PARTNER FOR COLD FORMING

Rollwalztechnik Abele + Hältich GmbH in Engen, Germany, has been developing and producing machines for processing by means of thread rolling since 1982. The practical know-how of more than 650 machines which were realized in the Hegau area and the cooperation with our customers has led to a range of machines and tools which completely covers all thread and profile rolling related requirements.

With the combination of the most modern equipment and personal experience we constantly search and find new development and construction solutions in order to keep on maximizing the quality and durability of machines and tools.

Very important to us is the partnership approach to customers and suppliers. We think, act and work according to the principle: **personal, human, fair – in the fields of cooperation, development, implementation and support.**

However, our greatest strengths are our products. In contrast to conventional machinery, the thread and profile rolling machines by Rollwalztechnik convince with their flexible and service-friendly design. Talk to us. We are happy to show you the benefits of our machines for YOUR company.

We look forward to hearing from you.



ROLLWALZTECHNIK
ABELE + HÖLTICH

WE SUPPLY ...

Universal Thread and Profile Rolling Machines
CNC and CNC/AC Machines
Symmetrical Machines
MDS – Flexible Rolling System
“Walzblock”
Tools
Further Product Range



Universal Thread and Profile Rolling Machines 

CNC and CNC/AC Machines

Symmetrical Machines

MDS – Flexible Rolling System

“Walzblock”

Tools

Further Product Range

UNIVERSAL THREAD AND PROFILE ROLLING MACHINES

RWT Thread and Profile Rolling Machines differ from conventional machines due to their advanced design, which was developed over many years of experience in the field of thread and profile rolling. The design of the RWT thread rolling machines allows a universal application of the rolling techniques with round tools, such as infeed rolling and through-feed rolling with swivelling roller spindles, and the combination of the two methods.

Due to the compact design of the machine structure as a closed roll frame, the rolling forces are reliably controlled.

The self-lubricating, asymmetrically arranged 3- or 4-way column guide prevents lifting of the moving carriages – an important prerequisite for increasing the lifetime of the rolling tools. A consistent assembly

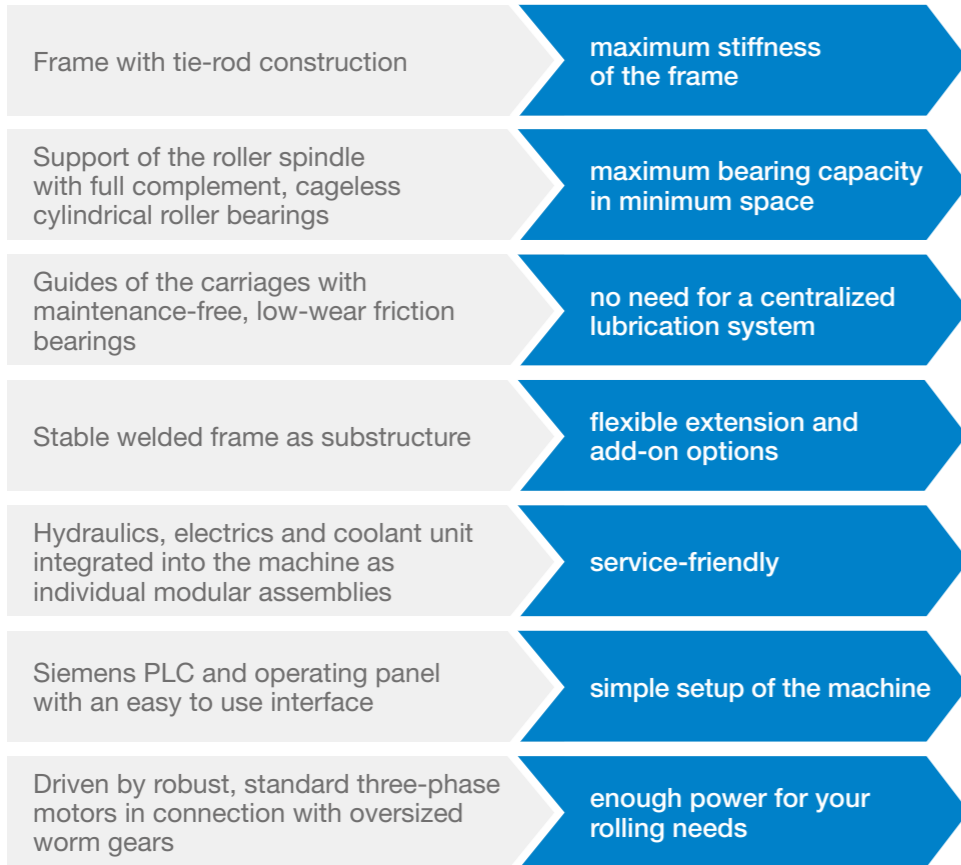
system for drive, control and hydraulic components using serial products from renowned German manufacturers guarantees problem-free repair or spare parts procurement and simplifies maintenance works.

The RWT machine concept offers further possibilities in the form of flexible adaptation to production tasks, e. g. by means of control extension, drive variations or additional assemblies and the integration of the roll frame in transfer systems.

We can offer a wide range of automation options, according to the type of workpiece. The basic principle for our machine program is universal application for all rolling tasks. This is ensured by the sophisticated concept and, where appropriate, can be realized by add-on assemblies and equipment.

FEATURE

YOUR BENEFIT




Universal Thread and Profile Rolling Machines


CNC and CNC/AC Machines
 Symmetrical Machines
 MDS – Flexible Rolling System
 “Walzblock”
 Tools
 Further Product Range



	RWT 12X FR	RWT 20X FR	RWT 30X FR	RWT 50X FR	RWT 60X FR
Rolling force	120 kN	200 kN	300 kN	500 kN	600 kN
Control	Siemens PLC	Siemens PLC	Siemens PLC	Siemens PLC	Siemens PLC
Speed	15 – 120 rpm	15 – 100 rpm	10 – 80 rpm	10 – 80 rpm	10 – 80 rpm
Drive	5,5 kW	7,5 kW	15 kW	22 kW	30 kW
Working stroke	12 mm	22 mm	30 mm	35 mm	35 mm
Roll spindle Ø	40/54 mm	54/69,85 mm	54/69,85/80 mm	69,85/80 mm	80/100 mm
Swivelling	± 7°	± 10°	± 10°	± 10°	± 10°
Roll spindle arbor length	80 mm	125 mm	175 mm	220 mm	220 mm
Tool Ø	110 – 150 mm	135 – 180 mm	140 – 215 mm	150 – 215 mm	190 – 235 mm
Workpiece Ø	2 – 40 mm	2 – 60 mm	3 – 75 mm	5 – 100 mm	5 – 120 mm
Pitch max.	4 mm	6 mm	7 mm	10 mm	12 mm
Weight	900 kg	1300 kg	2800 kg	4000 kg	5500 kg

Maximum values can only be defined after workpiece inspection, as the material strength and profile geometry determine the power requirement.



Universal Thread and Profile Rolling Machines
CNC and CNC/AC Machines 
Symmetrical Machines
MDS – Flexible Rolling System
“Walzblock”
Tools
Further Product Range

CNC AND CNC/AC MACHINES

In order to meet the increasing demands of technology and ease of operation, we have developed a new control concept for our machines in cooperation with the Beckhoff company.

In order to meet the increasing demands of technology and ease of operation, we have developed a new control concept for our machines in cooperation with the Beckhoff company.

ACCURACY

- +/- 1 µm for linear axis
- +/- 0,001° for rotatory axes
- +/- 0,002° for swivel axes

DRIVE

- Robust three-phase drive in connection with series worm gears for 1-axis control
- Three-phase servo drive in connection with series worm gears from 3-axis control on

THIS SYSTEM IS CHARACTERIZED BY THE FOLLOWING FEATURES


- Powerful PC with Intel processor
- Touch screen
- Control software based on Beckhoff TwinCAT with integrated Soft PLC
- Fully graphical user interface
- Digital drive technology
- Sercos fieldbus or EtherCAT
- Simple program input in tabular form
- PLC functions can be directly integrated into the CNC program flow
- Automatic plausibility check of the programs
- Programs can also be processed externally
- Optionally integrated monitoring strategy (e. g. rolling force monitoring)
- Optionally remote diagnosis and maintenance possible via Internet or modem

IN ADDITION, THE MACHINES OFFER OF COURSE THE PROVEN ADVANTAGES OF THE PREVIOUS GENERATIONS:

- Available with a rolling force of 200 – 600 kN
- Frame with tie-rod construction for maximum roller frame stiffness
- Support of the roll spindle with full complement, cageless cylindrical roller bearings for maximum bearing capacity in minimum space
- Guides of the roller carriage with maintenance-free, low-wear friction bearings, thus eliminating the need for a centralized lubricating system
- Stable welded frame as substructure allows flexible extension and add-on options
- Hydraulics and coolant units integrated into the machine as modular, service-friendly assemblies
- Mobile electrical cabinet positioned next to the machine (only CNC/AC)
- CNC control: for 1 to 10 axes

OUR CNC MACHINES ARE AVAILBALE AS

- CNC/FR machines with frequency converter and conventional motor driven rotational axis
- CNC/AC machines with a brushless motor for each rotational axis

Universal Thread and Profile Rolling Machines
 CNC and CNC/AC Machines 
 Symmetrical Machines
 MDS – Flexible Rolling System
 “Walzblock”
 Tools
 Further Product Range



	RWT 20X CNC	RWT 30X CNC	RWT 50X CNC	RWT 60X CNC
Rolling force	200 kN	300 kN	500 kN	600 kN
Control	Beckhoff TwinCAT	Beckhoff TwinCAT	Beckhoff TwinCAT	Beckhoff TwinCAT
Speed	10 – 100 rpm	10 – 100 rpm	10 – 100 rpm	10 – 100 rpm
Drive ¹⁾	7,5 kW (2 × 11 kW)	15 kW (2 × 18 kW)	22 kW (2 × 25 kW)	30 kW (2 × 25 kW)
Working stroke	110 mm	190 mm	205 mm	205 mm
Roll spindle Ø	54/69,85 mm	54/69,85/80 mm	69,85/80 mm	80/100 mm
Swivelling	± 10°	± 10°	± 10°	± 10°
Roll spindle arbor length	125 mm	175 mm	220 mm	220 mm
Tool Ø	135 – 180 mm	140 – 215 mm	150 – 215 mm	190 – 235 mm
Workpiece Ø	2 – 60 mm	3 – 75 mm	5 – 100 mm	5 – 120 mm
Pitch max.	6 mm	7 mm	10 mm	12 mm
Weight	1400 kg	2900 kg	4100 kg	5600 kg

Maximum values can only be defined after workpiece inspection, as the material strength and profile geometry determine the power requirement.

1) The values in brackets apply for CNC/AC machines with 2 servo drives.

Universal Thread and Profile Rolling Machines
CNC and CNC/AC Machines
Symmetrical Machines 
MDS – Flexible Rolling System
“Walzblock”
Tools
Further Product Range

SYMMETRICAL MACHINES

The latest generation of thread rolling machines has a symmetrical design with two hydraulic servo cylinders. These machines are perfectly suited for automation applications, as the workpiece does not experience any center offset during machining.



RWT 20X CNC/AC sym



	RWT 20X CNC sym	RWT 30X CNC sym	RWT 50X CNC sym	RWT 60X CNC sym	RWT 80X CNC sym	RWT 100X CNC sym
Rolling force	200 kN	300 kN	500 kN	600 kN	1000 kN	1000 kN
Control	Beckhoff TwinCAT	Beckhoff TwinCAT	Beckhoff TwinCAT	Beckhoff TwinCAT	Beckhoff TwinCAT	Beckhoff TwinCAT
Speed	10 – 100 rpm	10 – 100 rpm	10 – 100 rpm	10 – 100 rpm	10 – 80 rpm	10 – 80 rpm
Drive ¹⁾	7,5 kW (2 × 11 kW)	15 kW (2 × 18,5 kW)	22 kW (2 × 25 kW)	30 kW (2 × 25 kW)	37,5 kW (2 × 25 kW)	45 kW (2 × 30 kW)
Working stroke	2 × 80 mm	2 × 100 mm	2 × 100 mm	2 × 100 mm	2 × 100 mm	2 × 100 mm
Roll spindle Ø	54/69,85 mm	54/69,85/ 80 mm	69,85/80 mm	80/100 mm	110 mm	110 mm
Swivelling	± 10°	± 10°	± 10°	± 7°	± 7°	± 7°
Roll spindle arbor length	125 mm	175 mm	220 mm	220 mm	300 mm	300 mm
Tool Ø	135 – 180 mm	140 – 215 mm	150 – 215 mm	190 – 235 mm	max. 300 mm	max. 300 mm
Workpiece Ø	3 – 60 mm	4 – 80 mm	6 – 100 mm	6 – 120 mm	20 – 200 mm	20 – 200 mm
Pitch max.	6 mm	7 mm	10 mm	12 mm	16 mm	18 mm
Weight	2100 kg	3500 kg	4800 kg	6500 kg	11000 kg	11000 kg

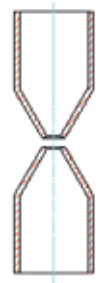
Maximum values can only be defined after workpiece inspection,
as the material strength and profile geometry determine the power requirement.

1) The values in brackets apply for CNC/AC machines with 2 servo drives.

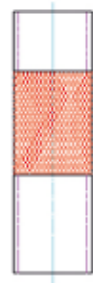
MDS – FLEXIBLE ROLLING SYSTEM

Various machining tasks can be carried out with this new, particularly flexible machine concept. An interchangeable roller arrangement as well as addi-

tional equipment, CNC control and automatic feeding devices allow efficient production methods.



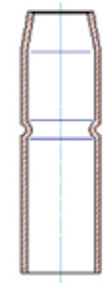
mould separation



knurling



connecting



radial moulding




burnishing

FEATURES

- ▶ Particularly flexible machine concept also for assembly and pre-assembly
- ▶ Different installation positions of the roll frame are possible
- ▶ Guides of the carriage with maintenance-free, low-wear friction bearings
- ▶ Electrics and coolant units integrated into the machine as individual modular assemblies
- ▶ Driven by robust, frequency-controlled three-phase motor



RWT MDS CNC hy


Universal Thread and Profile Rolling Machines
CNC and CNC/AC Machines
Symmetrical Machines
MDS – Flexible Rolling System 
“Walzblock”
Tools
Further Product Range

	RWT MDS hy CNC	RWT MDS pn
Rolling force	80 kN (hydraulic)	9 kN (pneumatic)
Control	Beckhoff CNC	Siemens PLC
Speed	10 – 120 rpm	33 / 66 rpm
Drive	4 kW	1,5 kW
Working stroke	100 mm	30 mm
Roll spindle Ø	40 / 54 mm	40 mm
Roll spindle arbor length	80 mm	60 mm
Tool Ø	120 – 150 mm	80 – 120 mm
Weight	1000 kg	500 kg

“WALZBLOCK”



The “Walzblock” system is a compactly designed, powerful symmetrical 2-roller thread rolling machine. The installation position can be freely selected because the feed unit and the rotary drive are combined in one compact assembly.

This means that low-cost, efficient and flexible automation solutions can be realized. Furthermore, this rolling machine can also be integrated into other processing machines.



“WALZBLOCK”: APPLICATION EXAMPLE

- 12-fold indexing table
- Variable part length of 150 – 380 mm
- 46 parts per minute
- Minimum quantity lubrication
- The parts are picked up from a continuous conveyor belt, processed and placed again onto the conveyor belt.
- Turning wheel



Universal Thread and Profile Rolling Machines
CNC and CNC/AC Machines
Symmetrical Machines
MDS – Flexible Rolling System


“Walzblock” 

Tools

Further Product Range

		RWT WB12	RWT WB20
Rolling force	max.	120 kN	200 k
Rolling force Ø		54 mm	54 / 69,85 mm
Roll spindle arbor length		40 mm	125 mm
Roll spindle distance	min. max.	162 mm 272 mm	140 mm 250 mm
Workpiece Ø	min. max.	2 mm 50 mm	2 mm 60 mm
Pitch max.		2,5 mm	5 mm
Tool Ø	min. max.	160 mm 220 mm	140 mm 215 mm
Working stroke		2 x 7,5 mm	2 x 10 m
Rolling time	min. max.	0,01 sec 99 sec	0,01 sec 99 sec
Speed	min. max.	5 rpm 100 rpm	5 rpm 100 rpm
Drive		4,0 kW	7,5 kW
Electrical connection		6,0 kW	10,0 kW
Weight		1600 kg	2000 kg

Maximum values can only be defined after workpiece inspection, as the material strength and profile geometry determine the power requirement.



Universal Thread and Profile Rolling Machines
CNC and CNC/AC Machines
Symmetrical Machines
MDS – Flexible Rolling System
“Walzblock”

Tools 

Further Product Range



TOOLS

We supply thread rolling dies for all machine makes and systems. Due to many years of experience in the application technology of profile rolling and in the construction of thread rolling machines we supply tools with know-how.

TOOLS



THREAD AND PROFILE ROLLING DIES

For rolling high-strength and stainless materials up to strength class 12.9 we supply our "HFV" quality. There are special materials available for special applications (e. g. aerospace applications).

- for infeed and throughfeed method
- for thread profiles of all kinds
- for worm rolling
- for rolling special threads with a flank lead of up to 60 mm
- for ball screw rolling
- for burnishing cylindrical rods and profiles



SPLINE ROLLING DIES

- for serrations and splines (e. g. DIN 5481, ASA, ANSI etc.)
- for helical gears
- for special gears (e. g. according to company standards of all automobile manufacturers)
- for knurls according to DIN 82 (in milled or ground version)



AXIAL ROLLING HEAD DIES

- for all rolling head systems (e. g. Fette, Wagner, Alco, etc.)
- for thread profiles of all types
- for knurling
- for burnishing



TANGENTIAL ROLLING HEAD DIES


- for all rolling head systems (e. g. Fette, Wagner, Reed, Alco, Schütte, Gildemeister, Davenport, Landis etc.)
- for thread profiles of all types
- for knurling
- for burnishing



RACKS

- for all machine makes (e. g. Ex-Cell-O, Fimat etc.)
- for spur gear
- or helical gears
- for threads and special profiles (e. g. oil grooves) of all kinds

For inquiries and orders we need drawings of the rolling bars and the workpiece. If no tool drawings are available, specify the type of machine and you will get a tool drawing for approval.



Universal Thread and Profile Rolling Machines
CNC and CNC/AC Machines
Symmetrical Machines
MDS – Flexible Rolling System
“Walzblock”
Tools
Further Product Range 

FURTHER PRODUCT RANGE

Beside of our normal machine range we develop special solutions in close cooperation with our customers.

Furthermore we supply suitable thread, profile and knurling tools from our comprehensive stock.

FURTHER PRODUCT RANGE

KNURLING HOLDERS

Our knurl holders are available in a large variety for cut knurling, forming, for external, internal and front knurls.

Ask for our complete catalogue or look at our web catalogue at www.rollwalztechnik.de

KNURLING WHEELS

Our knurling wheels (e. g. DIN 403) are high precision products. The teeth are smooth milled. Upon request we supply the tools with lapped teeth for an optically superior knurl. The bore and the plane surfaces are ground. We use vacuum hardened HSS. For high demands it is possible to use high-alloy steels (e. g. M 42) or PM steels. For special applications we can nitride or TiN-coat the tools.

Ask for our complete catalogue or look at our web catalogue at www.rollwalztechnik.de

CARBIDE WORK REST BLADES AND WORK REST BLADES WITH ROLLERS

For all makes of thread rolling machines for rolling stainless steel workpieces and large profiles



SPECIAL MACHINES

Beside of their standard machines Rollwalztechnik Abele + Hältich GmbH also builds special-purpose machines according to customer's wishes.



RWT K10

The RWT K10 is a calender which means that in contrast to normal thread rolling machines the rolling dies turn in opposite directions and not in the same one. Because of that parts can be drawn-in between the rolls.



RWT MDS DUO

The RWT MDS Duo is made out of 2 MDS rolling frames which roll on both sides of one workpiece at

the same time. For example end caps are fixed on a tube by rolling into a groove.

ROLLWALZTECHNIK: FROM THE HEGAU AREA INTO THE WHOLE WORLD



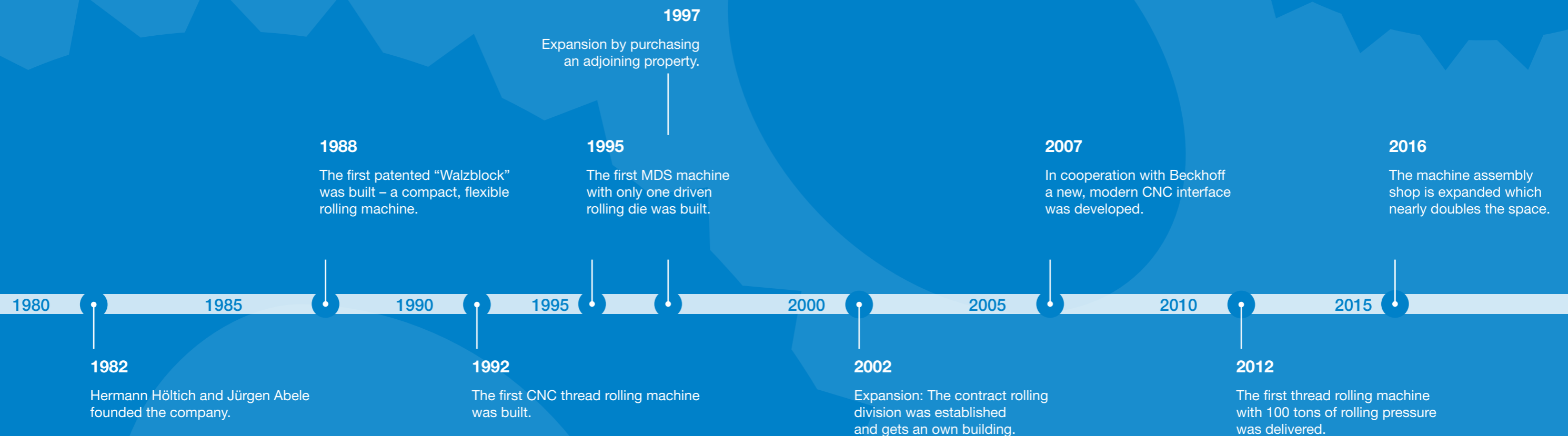
For more than 25 years [Rollwalztechnik Abele + Hältich](#) has been exporting machines and tools from the Hegau area into the whole world. Experience, know-how and a team of motivated staff will make sure also in the future that it remains like that.

MILESTONES

The company was founded in 1982 by Jürgen Abele and Hermann Höltich.

Milstones in our history were the development of the first CNC controlled machine at the beginning of the 90s, the establishment of our thread rolling refinishing department in 2003 and the building of our first 100 tons thread rolling machine in 2012.

We have patents for special developments such as our so called „Walzblock“ which is a very compact thread rolling unit, for the hydro dynamic brake system in the powertrain of our machines or a special thread rolling die design for rolling thin walled work pieces with only 2 rolling dies.





ROLLWALZTECHNIK ABELE + HÖLTICH GmbH

Jahnstr. 33-35
D-78234 Engen

Telefon +49 (0) 7733 / 9441 - 0
Fax +49 (0) 7733 / 9441 - 20

info@rollwalztechnik.de
www.rollwalztechnik.de



ROLLWALZTECHNIK
ABELE + HÖLTICH GMBH